NORTH CAROLINA
Department of Transportation

CAPA/NCDOT Annual Meeting

Secretary Jim Trogdon

February 21, 2019

Expected Population Growth by 2035

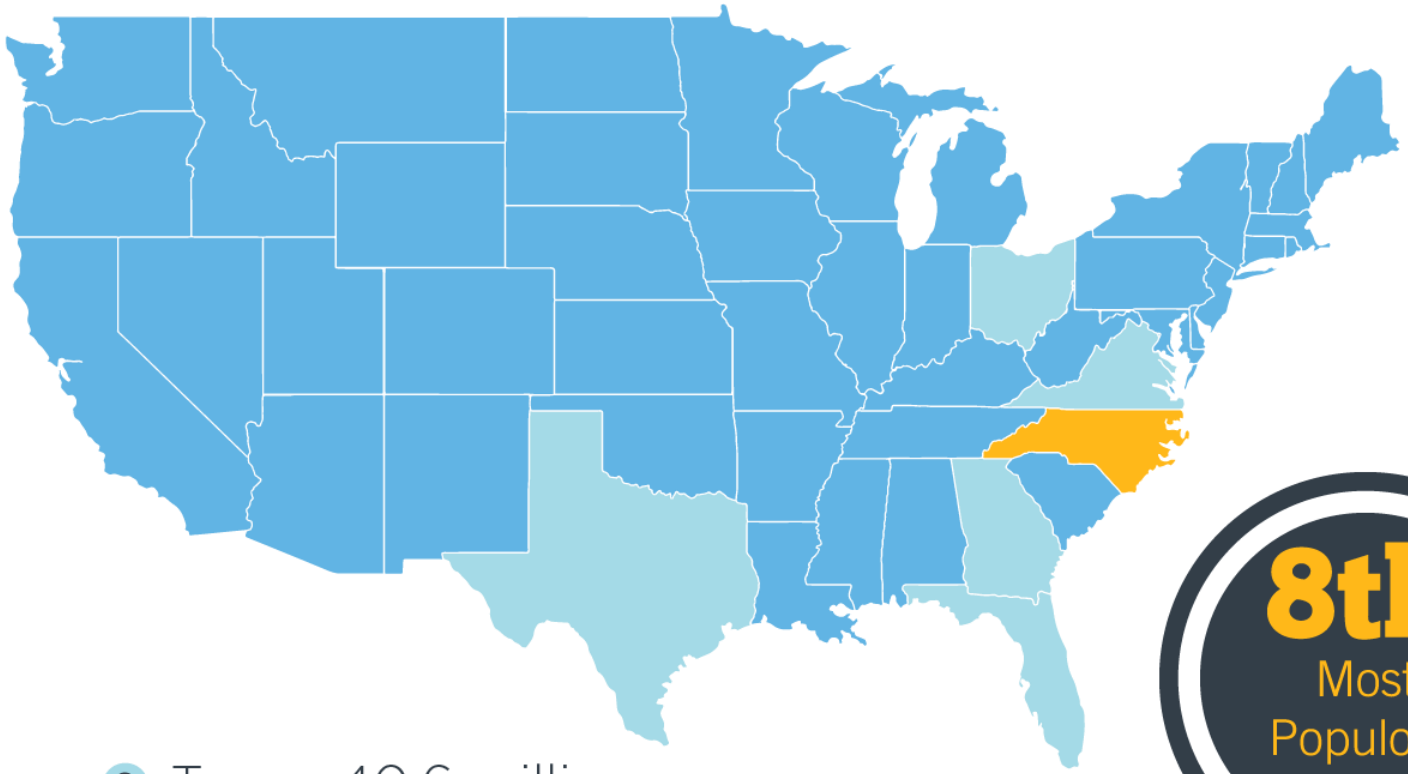

8th
Most Populous State

Population Ranking

2. Texas: 40.6 million
3. Florida: 28.2 million
6. Georgia: 12.8 million
8. **North Carolina: 12.5 million**
9. Ohio: 11.7 million
10. Virginia: 10.2 million

32% increase from NC's 2010 population

NC Demographics

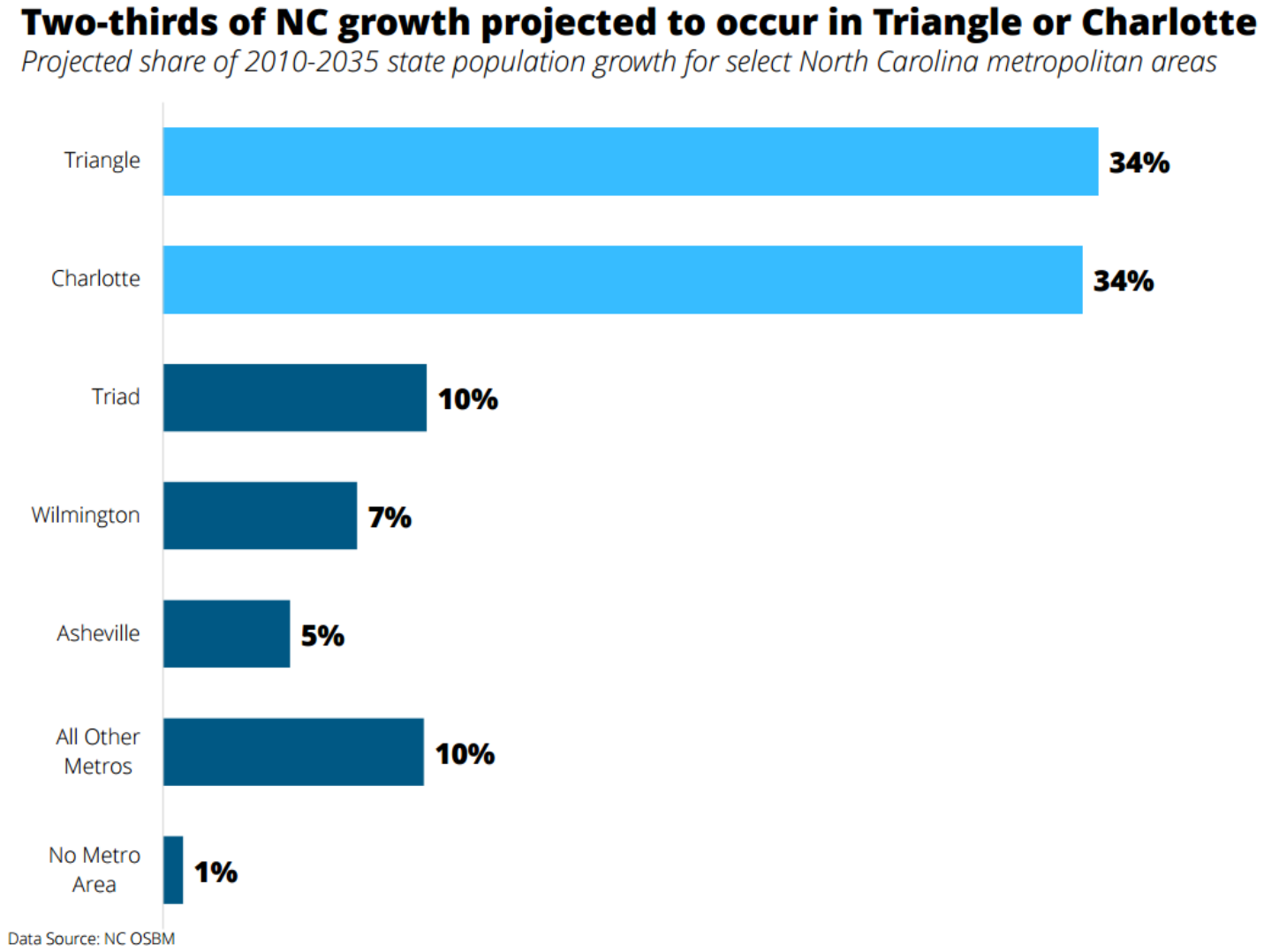

System Mileage vs. Spending Per Mile

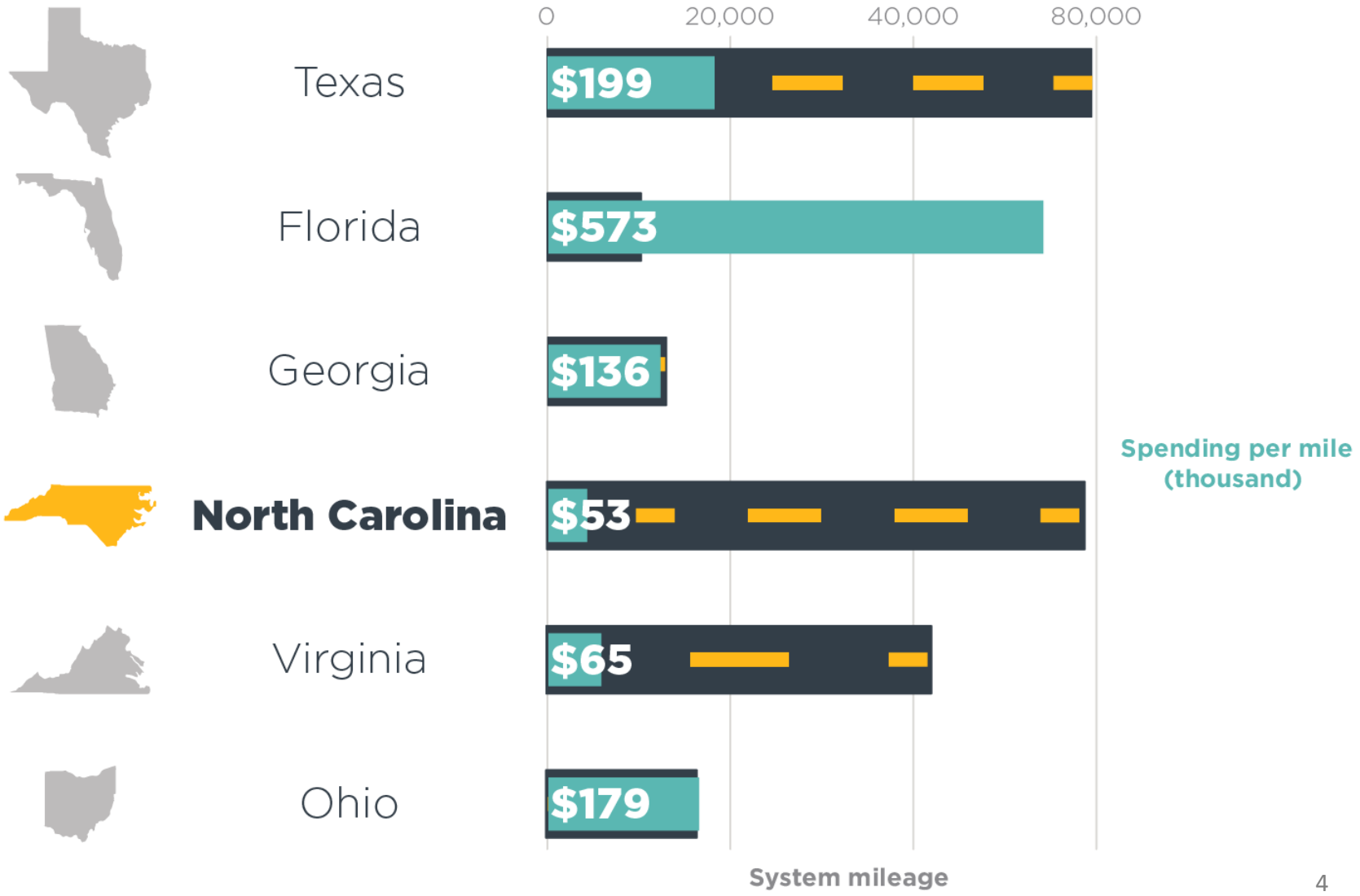

Uncertain Federal Funding

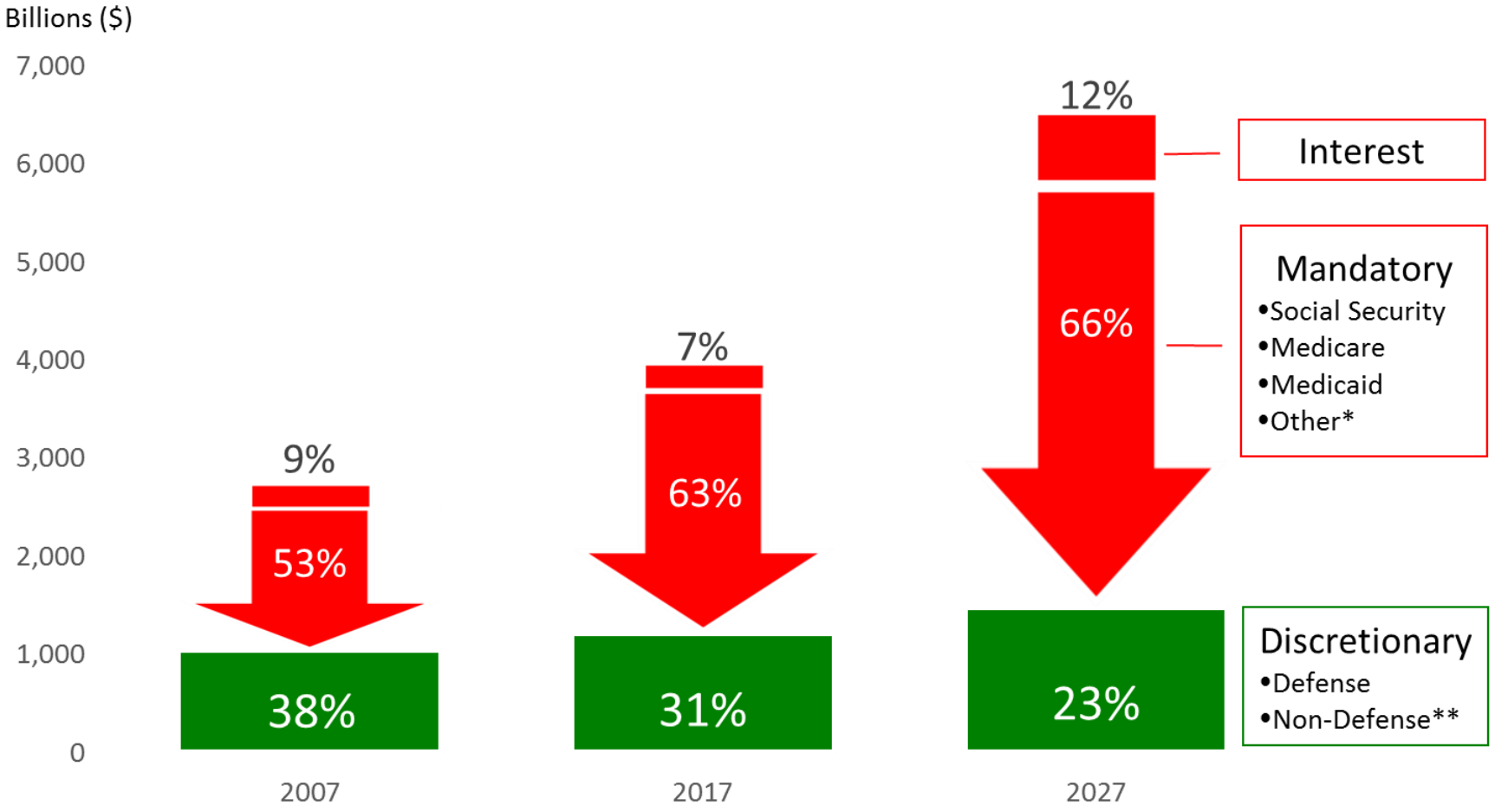

*unemployment compensation, federal civilian and military retirement, some veterans' benefits, the earned income tax credit, the Supplemental Nutrition Assistance Program and other mandatory programs

**transportation, education, veterans' benefits, health, housing assistance, and other activities

Where We Were (Jan. 2017)

- Lack of project delivery had resulted in buildup of cash balance
  - Delivering 78% of TIP on schedule
  - Doing too many tasks sequential
  - Not adjusting to revenue/cost conditions
- Plan of action
  - ***Reassessed and established new TIP project schedules (Complete)***
  - ***Delegated projects for Division Delivery (Complete)***
  - ***Revising project development cycles (Complete)***
  - ***Monthly monitoring of program delivery status/cash management (Ongoing)***

Better Transportation Service for North Carolina

Our Mission: Connecting people, products and places safely and efficiently with customer focus, accountability and environmental sensitivity to enhance the economy and vitality of North Carolina.

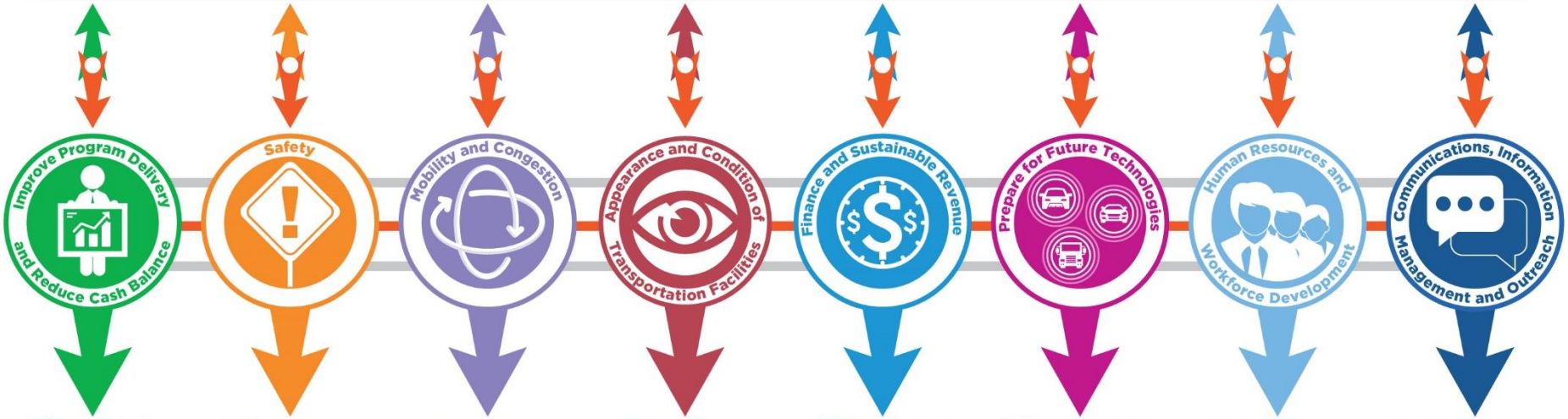

- ☑ Prioritization/ Programming
- ☑ Scoping, Scheduling
- ☑ Project Development
- ☑ Procurements
- ☑ Right-of-Way
- ☑ Operations and Maintenance
- ☑ Revenue and Cash Model

- ☑ Executive Committee for Highway Safety
- ☑ Vision Zero
- ☑ Technology Pilots
- ☑ Planning and Policy

- ☑ State Mobility Models and Analytics
- ☑ Rural Mobility and Economic Development
- ☑ Mobility Modernization Fund Implementation
- ☑ Mobility Performance Data

- ☑ Roadside Appearance
- ☑ Bridge and Structures
- ☑ Pavements; Signals/ITS
- ☑ Transportation Facilities
- ☑ Budgeting and Performance Plans

- ☑ Future Revenue Options for Sustained Transportation Delivery
- ☑ Debt Capacity Instruments

- ☑ Unmanned Aerial Systems
- ☑ Connected and Automated Vehicle Policy
- ☑ Connected and Automated Vehicle Infrastructure and Data
- ☑ Industry Technology Advisory Group
- ☑ University Center for Transportation Innovation
- ☑ Decision Support and Operations Control Data, Integration, Infrastructure, and Analysis Systems Technology

- ☑ Recruiting
- ☑ Small Business Development
- ☑ Benefits/ Compensation Reform and Modernization
- ☑ Scholarships/ Internships/ Apprenticeships

- ☑ Real Time Internal/External Performance Measures and Dashboarding
- ☑ External Communications and Outreach of DOT Services—Planning, Project Development, Construction, Operation, Transportation Permits, Vehicle and Driver Services
- ☑ Real Time Data Collection, Analysis, Storage, and Reporting Across all Modes and Operations to Obtain and Sustain Full Time Situational Awareness

Results

- Cash Balance is ~ $478 M
- Accelerated projects resulted in decreased cash balance
- Steady delivery maintains even level of cash balance
- Funding events/emergencies create a challenge

Construction Lettings

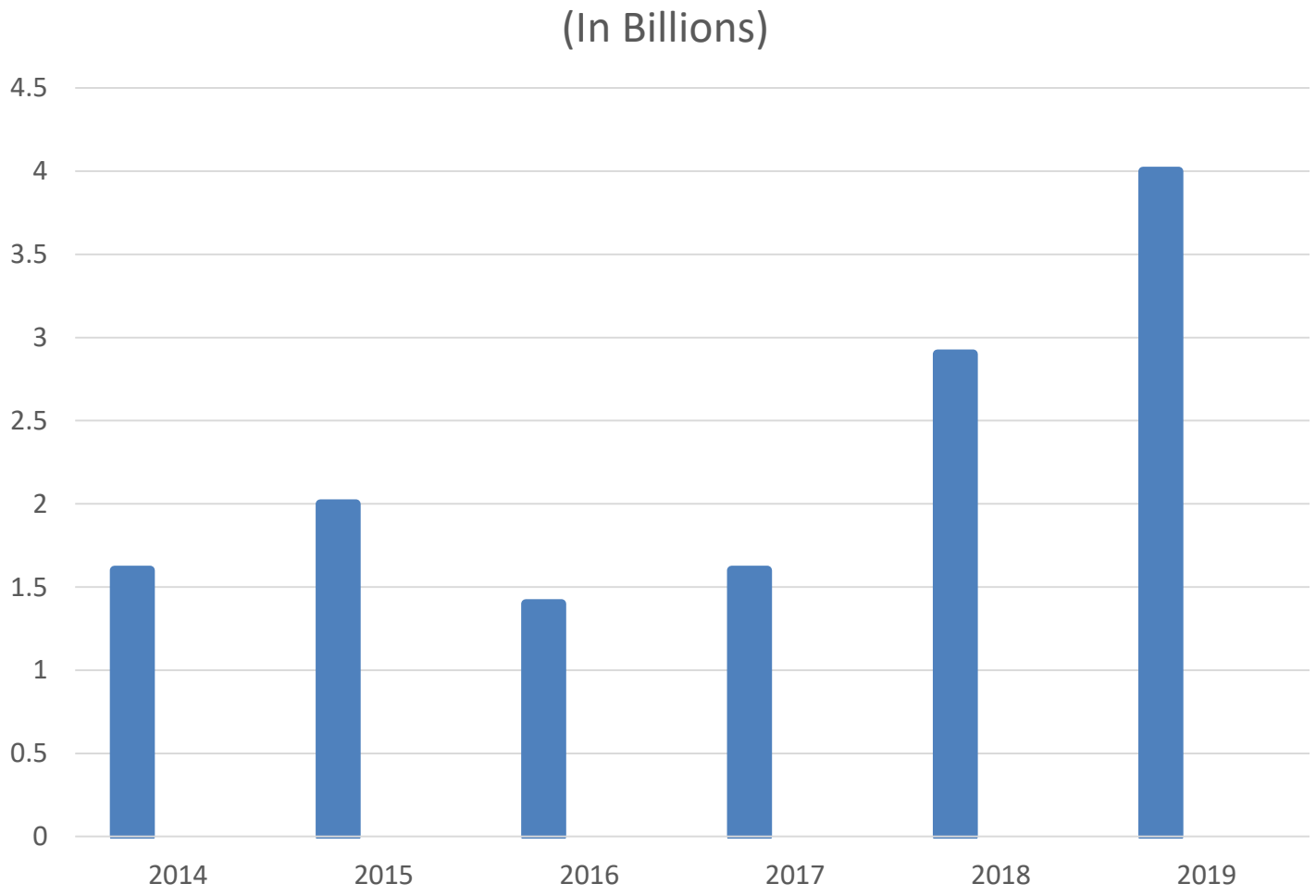

BUILD NC

- Modeled after GARVEE
- Will maintain integrity of STI
- Have appropriate oversight
- Be utilized at the Regional and Division project tiers (projects NOT eligible for GARVEE)
- Affordability will be determined by the State Treasurer

BUILD NC - Legislation

HB 1010 / S 758

- Signed by the Governor on 6/20/2018
- **57 Regional and Division Projects funded through BUILD NC over next 5 years**
- Will ask State Treasurer to issue bonds May

Proposed Projects Funded with Build NC Bonds in Draft 2020-2029 STIP

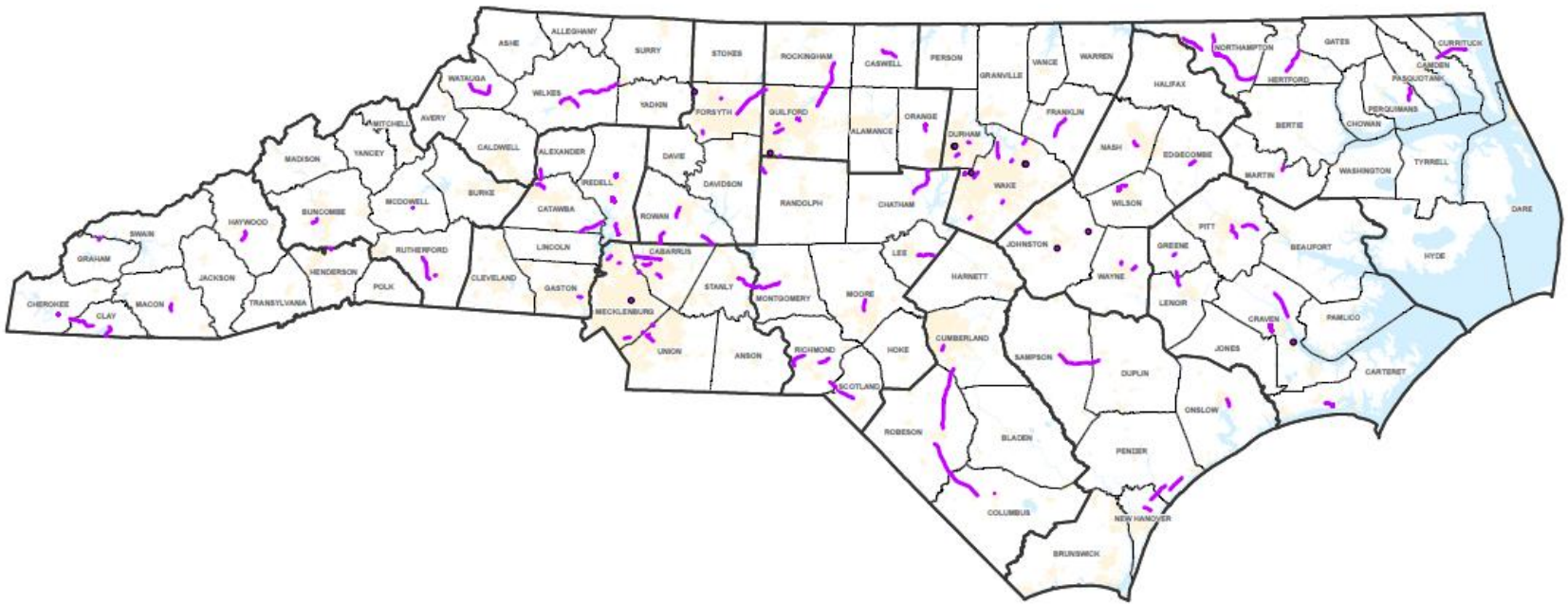

Human Resources Pilot Program

- Department has approximately 20% vacancy rate, with 2,000 employees eligible to retire in the next 5 years
- At NCDOT, high vacancy rate can negatively effect public safety
- Granted pilot authority from NCGA in 2018
- Commissioned a market assessment study from Mercer to determine market rate for NCDOT job classifications
- Overall 89% of employees were below market rate
- Next Phase Focus on Joint Industry Recruiting

Additional Revenue/Funding

Discretionary Grants/Opportunities

- Blue Ridge Road Grade Separation (TIGER) **$20M**
- I-95/US 70 (INFRA) **$147M**
- Rural bridges (BUILD) **$23M ($119M total)**
- August Redistribution

  $295M (2017 & 2018)

2019 NC TRANSPORTATION SUMMIT

Moving from Vision to Reality at the Speed of Change

Mark your calendars:

January 8-9, 2020

NC FIRST (Future Investment Resources for Sustainable Transportation) Commission

- Scope: To study and recommend methods for future transportation investment
- Schedule: Begin March 2019. Quarterly meetings until January 2021
- Composition: Economists, representatives of Financial, Government, and Business sectors
- Outcome: Report and Recommend methods to NCGA by January 2021

Summary

- NC is growing and changing
- Multiple tools are necessary to meet immediate as well as future needs
- Thank you for your strong partnership. Now and in the future!

2019 Goals

- Establish a Commission to evaluate future funding options
- Continue efforts to make NCDOT more efficient
- Execute BUILD NC